



India's Leading Manufacturers & Exporters of Construction Machinery



An ISO 9001 -2015 Company

SHRI ENGINEERING ENTERPRISES

C O N S T R U C T I O N E Q U I P M E N T S

ABOUT US

The Pune Based **SHRI ENGINEERING ENTERPRISES** is an ISO 9001 : 2015 company.

It is the leading manufacturer and exporter of construction machinery.

Established in the Year 1992, Shri Engineering Enterprises is proudly controlled by

Mr. Vijay G. Bhosale who has a vast experience of 49 Years in the field of manufacturing of Concrete Block Making Machines & Construction Machinery. Working with the amity of his sons Mr. Nilesh V. Bhosale & Mr. Nitin V. Bhosale, Both of them are having thorough knowledge in the field. We are proud suppliers of construction machinery throughout India & various parts of the world.

PRODUCT PROFILE

SHRI ENGINEERING ENTERPRISES is one of the proficient manufactures and exporters of Optimum quality Construction Machinery.

Our Product Range: Fly Ash Brick Making Machines, Paving Block Making Machines, Light Weight Concrete Block Making Machines (CLC), Concrete Block Making Machines, Hydraulic Concrete Block Making Machines, Pan Mixers, Concrete Mixers, Sand Screening & Washing Machines, Weigh Batcher, Trolleys, Tilting Bucket Trolleys, Tower Hoists, Mini Lifts, Table Vibrators, Colour Mixers and other allied products/equipments. Designed to perfection and fabricated using premium quality raw material, our machines are catered across several Construction Projects worldwide.

TEAM

We have a team of extremely experienced and highly competent technical personnel whose roots are into manufacturing of a immeasurable range of construction machinery of international standards. Our Managers, Engineers and Skilled work force work together to successfully complete various prestigious projects, giving prime importance to the customers' requirement and their industrial demands. They are highly skilled and dexterous in delivering flawless finished goods of premium quality & grade. We provide onsite technical assistance for all the machines manufactured by us.

"We just don't make customers, we make happy Customers."



QUALITY

We continually strive to provide our customers with products that meet the highest international quality standards. We procure best quality raw material to manufacture durable products. Strict quality tests are undertaken at every stage of the production process to ensure the quality, efficiency, and performance of our products. We endeavor to deliver consistent grade of qualitative output and have built our reputation on the same.





Hydraulic Operated Fly Ash Bricks and Paving Blocks Making Machine with Hydraulic power pack with Conveyor Belt System for Feeding raw materials.
Oil Cooling System down even when press is working Maximum High Pressure.

Salient Features

Pressure	: 70/100/120/140/170 Tones. (As per requirement)
Cylinder Details	: a) Working Pressure - 300 Bar. b) Test Pressure - 350 Bar. Pre-filled Valve mounted on to reduce cycle time of machine (for fast production).
Hydraulic System	: Polyhydron
Chassis	: 20 mm Plate
Die Hardening	: 60° CASE
Motors	: Crompton make
Vibro Motors	: Deep Electrical
Planetary gear box	: 1 Year replacement Warranty for this gear box
For Pan Mixer	
Warranty	: 06 Months against of Manufacturing Defects.
Arrangement of demonstration at our factory before dispatch, Up to the clients satisfaction	
No Guarantee For	: Electrical Items, Consumable items & Rubber Parts. Goods once sold will not be taken back.
Service support	: We have a dedicated service team available to attend to any service complaint within 48 Hours of complaint.

Specifications

Machine Details	SVCBM-3 / 2	SVCBM-6 / 4	SVCBM-8 / 6
Maximum High Pressure	: 70 Tones	100 Tones	100 Tones
Oil Tank	: 350 ltr (Hydraulic Oil 68 Nos.)	350 ltr (Hydraulic Oil 68 Nos.)	350 ltr (Hydraulic Oil 68 Nos.)
Pan Mixer Diameter	: Pan Mixer.5 feet with 7.5 H.P. 3 Phase Motor & Planetary Gear Box.	Pan Mixer.5 feet with 7.5 H.P. 3 Phase Motor & Planetary Gear Box	Pan Mixer.5 feet with 7.5 H.P.. 3 Phase Motor & Planetary Gear Box
Power Pack	: 7.5 H.P.3 Phase Motor	10 H.P.3 Phase Motor	10 H.P.3 Phase Motor
Vibration	: 1 H.P. 3 Phase Motor	1 H.P. 3 Phase Motor	1 H.P. 3 Phase Motor
Bricks Size Mould	: 4"X 3"X 9" (3 Nos/Operation)	4"X 3"X 9" (6 Nos/Operation)	4"X 3"X 9" (8 Nos/Operation)
Capacity	: 4,500 To 5,000 (Bricks/8 Hr. Shift)	9,000 To 10,000 (Bricks/8 Hr. shift)	14,000 To 15,000 (Bricks/8 Hr. Shift)
Size Mould	: 6"X 4"X 9" (02 Nos/Operation)	6"X 4"X 9" (04 Nos/Operation)	6"X 4"X 9" (06 Nos/Operation)
Capacity	: 3,000 To 3,500 (Bricks/8 Hr. Shift)	7,000 To 7,500 (Bricks/8 Hr. Shift)	9,000 To 10,000 (Bricks/8 Hr. Shift)
Paving Block	: Any Shape 1 Nos/Operation	Any Shape 4 Nos/Operation	Any Shape 4 Nos/Operation
Capacity	: 1500 To 1700 (Pavers/8 Hr. Shift)	7,000 To 7,500 (Pavers/8 Hr. Shift)	7,000 To 7,500 (Pavers/8 Hr. Shift)

Machine Details	SVCBM-10 / 8	SVCBM-12 / 9	SVCBM-18 / 12
Maximum High Pressure	: 120 Tones	140 Tones	170 Tones
Oil Tank	: 350 ltr(Hydraulic Oil 68 Nos.)	350 ltr(Hydraulic Oil 68 Nos.)	350 ltr(Hydraulic Oil 68 Nos.)
Pan Mixer Diameter	: Double Pan Mixer.5 feet with 7.5 H.P. Each 3 Phase Motor & Planetary Gear Box.	Double Pan Mixer.5 feet with 7.5 H.P. Each 3 Phase Motor & Planetary Gear Box	Double Pan Mixer.6 feet with 15 H.P. Each 3 Phase Motor & Planetary Gear Box
Power Pack	: 10 H.P.3 Phase Motor	15H.P.3 Phase Motor	20 H.P.3 Phase Motor
Vibration	: 1 H.P. 3 Phase Motor	2 H.P. 3 Phase Motor	2 H.P. 3 Phase Motor
Bricks Size Mould	: 4"X 3"X 9"(10 Nos/Operation)	4"X 3"X 9"(12 Nos/Operation)	4"X 3"X 9"(18 Nos/Operation)
Capacity	: 17,500 To 18,500 (Bricks/8 Hr. Shift)	21,000 To 22,000 (Bricks/8 Hr. Shift)	32,000 To 33,000 (Bricks/8 Hr. Shift)
Size Mould	: 6"X 4"X 9"(08 Nos/Operation)	6"X 4"X 9"(09 Nos/Operation)	6"X 4"X 9"(12 Nos/Operation)
Capacity	: 14,000 To 15,000 (Bricks/8 Hr. Shift)	15,000 To 16,000 (Bricks/8 Hr. Shift)	21,000 To 22,000 (Bricks/8 Hr. Shift)
Paving block	: Any Shape 6 Nos/Operation	Any Shape 6 Nos/Operation	Any Shape 8 Nos/Operation
Capacity	: 9,000 To 10,000 (Pavers/8 Hr. Shift)	9,000 To 10,000 (Pavers/8 Hr. Shift)	14,000 To 15,000 (Pavers/8 Hr. Shift)



Hydraulic Operated Semi Automatic Laying Type Concrete Block Making Machine with Automatic feeding system

TYPE - SAFH1000/800



Hydraulic Operated Semi Automatic Laying Type Concrete Block Making Machine, Double Vibrator for Mould to produce various types of Solide, Cavity & Hollow Cement Concrete Block with Auto Feeding and with Auto traveling system.

This is a simple sturdy and a portable Machine. Various types of concrete blocks like Cavity Blocks, Solid Blocks, Compound wall Blocks, Lintel Blocks, Road Divider Blocks or any other type of block as per client requirements can be manufactured by this machine. For various types of concrete blocks, certain various types of ram and mould pairs are to be used and they can be interchangeable. Concrete Block manufactured on our machine are most economical, sturdy and speedy solution on the problem of better and cheap housing of all types. For Cavity Blocks there will be saving of 30% in Cement Concrete. Blocks are very light and have excellent strength as per ISI code, offer good insulation against heat and cold : are sound absorbing also. We get sharp edges blocks from these machines. these machines are designed for long lasting service.

- All normally wearing parts are easily changeable.
- Even an unskilled worker can operate this machine easily.

Hydraulic Operated Semi Automatic Laying Type Concrete Block Making Machine

TYPE - H 1000/800

This is a simple sturdy and a portable Machine. Various types of concrete blocks like Cavity Blocks, Solid Blocks, Compound wall Blocks, Lintel Blocks, Road Divider Blocks or any other type of block as per client requirements can be manufactured by this machine. For various types of concrete blocks, certain various types of ram and mould pairs are to be used and they can be interchangeable. Concrete Block manufactured on our machine are most economical, sturdy and speedy solution on the problem of better and cheap housing of all types. For Cavity Blocks there will be saving of 30% in Cement Concrete. Blocks are very light and have excellent strength as per ISI code, offer good insulation against heat and cold : are sound absorbing also. We get sharp edges blocks from these machines. these machines are designed for long lasting service.


- All normally wearing parts are easily changeable.
- Even an unskilled worker can operate this machine easily.



Single Vibrator



Double Vibrator



Salient Features For the Concrete Block Making Machines & Some Important Points To Be Observed

- H-1000 /H-800 chassis and sections are made up of heavy steel.
- Motors : Crompton Greaves make.
- Control Panel : Switches are L&T Make.
- Column bar plating is done to avoid rusting.
- Gear box is used for traveling of machine.
- Hydraulic oil : 68 Grade.
- Valve and Pump : Vickers Sperry of India make, or any good quality make.
- Ram and Mould : Made up of heavy sections of mild steel & accurate in sizes.
- Double Vibrator : For Symmetrical vibrations to all over mould to increase strength of concrete blocks.
- Concrete blocks manufactured on our machines are of good quality and with perfect dimensions.
- Blocks have excellent strength as per ISI code, for this you will have to use proper mix ratio.
- Warranty : 06 Months against manufacturing defects.
- An arrangement of demonstration at our factory before dispatch, up to client's satisfaction.
- No Guarantee For : Electrical Items, Consumable items & Rubber Parts.
- Goods once sold will not be taken back.
- Service support : We have a dedicated service team available to attend to any service complaints within short notice.
- Machine operating platform is to be prepared as per given specifications in our catalogue itself.
- After Manufacturing of blocks, proper curing is to be done to obtain required strength of concrete blocks.
- After completion of work, machine & ram moulds to be kept clean.
- Greasing and oiling is to be done regularly to each and every moving part of the machine. It increase life of the machine.

Various Types Of Following Blocks Are Manufactured From Hydraulic Concrete Block Making Machines By Using Various Types Of Mould & Ram Pairs

TYPE OF BLOCK (STRANDED)		USE		QTY (APPROX) PER SHIFT	
1) CAVITY BLOCKS (W X H X L)	SAFH 800 & H800	SAFH 1000 & H1000		SAFH 800 & H800	SAFH 1000 & H1000
A) 200 x 200 x 400 (30 mm wall thick)	4 Nos./ Opn	5 Nos./ Opn	Load Bearing Walls	1600 Nos.	2000 Nos.
B) 150 x 200 x 400 (30 mm wall thick)	5 Nos./ Opn	6 Nos./ Opn	External / Compound Walls	2000 Nos.	2400 Nos.
C) 100 x 200 x 400 (25 or 30 mm wall thick)	8Nos./ Opn	10 Nos./ Opn	Partition Walls	3200 Nos.	4000 Nos.
D) 75 x 200 x 400 (25 or 30 mm wall thick)	10Nos./ Opn	12 Nos./ Opn	Partition Walls	4000 Nos.	4800 Nos.
2) SOLID BLOCKS					
A) 200 x 200 x 300	8 Nos./ Opn	10 Nos./ Opn	Foundation/External Walls	2600 Nos.	3000 Nos.
B) 200 x 200 x 400	4 Nos./ Opn	5 Nos./ Opn	Foundation/External Walls	1600 Nos.	2000 Nos.
C) 150 x 200 x 300	10 Nos./ Opn	12 Nos./ Opn	Compound and Walls	3000 Nos.	3600 Nos.
D) 150 x 200 x 400	5 Nos./ Opn	6 Nos./ Opn	Compound and Walls	2000 Nos.	2400 Nos.
E) 100 x 200 x 400	8 Nos./ Opn	10 Nos./ Opn	Partition Walls	3200 Nos.	4000 Nos.
F) 100 x 200 x 300	16 Nos./ Opn	20 Nos./ Opn	Partition Walls	5000 Nos.	6000 Nos.
3) CORNER COLUMN BLOCKS 200 x 200 x 400	4 Nos./ Opn	5 Nos./ Opn	Corner Columns	1600 Nos.	2000 Nos.
4) BRICK SIZE BLOCKS 100 X 75X 230	16 Nos./ Opn	20 Nos./ Opn	Walls	5800 Nos.	6800 Nos.
150 x 100 x 230	10 Nos./ Opn.	12 Nps./ Opn.	Walls	4000 Nos.	4800 Nos.
5) CANAL GUTTER (Half round type) 450 U or V shape	Depends on Design	Depends on Design	Canal	1600 Nos.	2000 Nos.
6) CANAL LINING SLABS	Depends on Design	Depends on Design	Canal Lining	-----	-----
7) ROAD DIVIDER BLOCKS/ CURB STONE BLOCKS	Depends on Design	Depends on Design	Road Divider	-----	-----

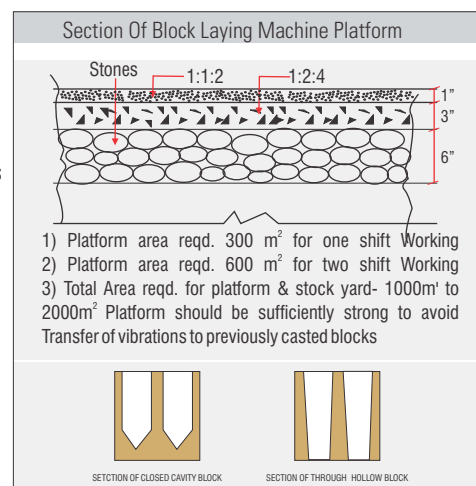
Note : Any special type of concrete block can be manufactured as per customers requirements.



	TYPE -SAFH 1000 / H1000	TYPE - SAFH800 / H800
1) Capacity	50 to 55 Operations per Hour	50 to 55 Operations per Hour
2) Moulding Area	1000 mm x 600 mm	800 mm x 600mm
3) Maximum Height of Concrete Blocks	250 mm (300mm is possible if req.)	250 mm (300mm is possible if required)
4) Minimum Height of Concrete Blocks	50 mm	50 mm
5) Weight of Only Machines Approx.	950 Kgs. for H1000, 1450 kgs for SAFH 1000	for H800 - 850 Kgs, for SAFH800-1300 kgs.
6) Gross Weight with RAM Mould Pair	1170 Kgs. for H1000, 1670 kgs for SAFH 1000	for H800 - 1050 Kgs, for SAFH800-1500 kgs.
7) Size	for H1000 : L- 2.1 m x W 1.6 m x H-1.62 m for SAFH 1000 : L- 3.6 m x W 1.8 m x H-1.62 m	for H 800 : L- 2.1 m x W 1.4 m x H-1.62 m for SAFH800 : L- 3.6 m x W 1.8 m x H-1.62 m
8) Power Required-3 phase	for H1000 6.5 HP, for double vibrator, for H1000 5.5 HP, for single vibrator, for SAFH1000 9HP	for H 800 : 6.5 HP, for double vibrator for H 800 : 5 HP, for single vibrator for SAFH800 9 HP.
A) Hydraulic Pump Motor (Flange Mounted)	for H1000 3 HP, 1440 rpm & 5 HP for SAFH1000	for H800-3HP,1440 rpm for SAFH800 5 HP
B) Vibrator Motor (Foot Mounted)	for H1000 2 HP- 3000 rpm & for SAFH1000 1.5HP X 2nos.	for H800 : 1.5 HP- 3000 rpm, for SAFH800 1.5HP X 2nos.
C) Travel Motor (Foot Mounted)	for H1000 0.5HP- 1440 rpm & for SAFH1000 1HP	for H800 : 0.5 HP - 1440 rpm, for SAFH800 1 HP
9) Vibrations	3000 Vibrations per minute	3000 Vibrations per minute
10) Travel	Reduction gear unit is used for forward and Reverse motion	Reduction gear unit is used for forward and Reverse motion

Note : Any cavity or solid block can be manufactured. Strong concrete platform to be used for Casting of blocks approx-. 3000 sft. for 8 hrs. Shift working. It should be in perfect level & vibration proof.

- 11) Moulds & Rams are interchangeable. It takes 30 minutes to change the ram mould.
- 12) Any type of ram and mould can be produced for manufacturing various types of concrete blocks as per Customer requirements.
- 13) All spare parts are A) Readily Available B) Easily Changeable
- 14) WARRANTY : Guaranteed against manufacturing defects for a period of six months excluding electrical items Rubber parts & Hardware items.
- 15) Recommended Mix Ratio : 1 : 3 : 6 i.e. 1 part of cement 3 parts of washed sand & stone dust - 6 parts of 6 mm & 12 mm aggregate for cavity Blocks 1 : 4 : 8 i.e. 1 part of cement 4 parts of washed sand & stone dust - 8 parts of 6 mm & 12 mm aggregate for Solid Blocks. Instead of sand crushed stone can be used 10% Fly ash can be added in this mix ratio
- 16) Water Cement Ratio -0.45 to 0.55
- 17) Curing time for Concrete Blocks 15 to 20 days & drying Time 3 days Rubber pipes or sprinklers can be used for curing.
- 18) Casted Blocks can be shifted from platform after 20 hours.
- 19) Plates are not required . Blocks are casted on the strong & leveled concrete platform.
- 20) Voltage Stabilizer to be fixed on incoming supply to save, electrical items from burning.
- 21) For better output concrete mixer to be used for mixing of concrete.
- 22) Only recommended hydraulic oil to be used for hydraulic system. (68 no.)
- 23) Minimum 3 Nos. Of Trolley's to be used for concrete mix handling for better output of Blocks.
- 24) Proper Cleaning, Oiling and Greasing to be done Regularly to increase life of the machines.
- 25) Moulds to be cleaned properly to avoid Breakages of blocks.



Hydraulic Operated Semi Automatic Laying Type Concrete Block Making machine

TYPE - H 600

Hydraulic Operated Semi Automatic Laying Type Concrete Block Making machine with Manual Traveling System & Single Vibrator to Mould to produce various Solid, Cavity & hallow Cement Concrete Blocks

1) Capacity	: 40 to 45 Operations per hour
2) Moulding Area	: 600 mm X 600 mm
3) Max. Height of Concrete Block	: 250 mm (300mm is possible if Req.)
4) Mini. Height of concrete Block	: 50 mm
5) Weight of Only M/c Apporx.	: 700 Kgs.
6) Gross Weight with RAM Mould Pair	: 850 Kgs.
7) Size	: 2.1m.L x 1.2 m. W x1.62 m.H
8) Power Required	: 415 V, 3 PH - 50-c/s. A.C.
A) Hydraulic Pump Motor	: 3 HP flange mounted, 1440 rpm
B) Self Vibrator Motor	: 0.25 HP-3000 rpm
9) Vibrations	: 3000 Vibrations per minute
10) Travel	: Manual

Note : Any cavity or solid block can be manufactured. Concrete platform to be used for Casting of blocks - approx-. 2500 sft. for 8 hrs. Shift working



Concrete Block Making Machines



Manual Operated M 800/1000 Laying Type Concrete Block Making Machine

TYPE - M 800/1000



Manual Operated M 800/1000 Laying Type Concrete Block Making machine with Heavy Vibration to Mould to produce various Solid, Cavity & hollow Cement Concrete Blocks

	Type - M 800	Type - M 1000
Specifications :		
Capacity	: 35 - 40 Operations / Hr.	: 35 - 40 operations / Hr.
Power	: 0.25 H.P., 3 Ph	: 0.25 H.P., 3 Ph
	Self Vibratory Motor or 2HP Single ph Motor	Self Vibratory Motor or 2HP Single ph Motor
Vibrations	: 3000/min.	: 3000/min.
Gross Weight	: 800 Kgs.	: 900 Kgs.
Size	: 2.1L x 1.4W x 1.4H mtrs.	: 2.1L x 1.6W x 1.4H mtrs.

Note : Any cavity or solid block can be manufactured. Concrete platform to be used for Casting of blocks - approx- 2500 sft. for 8 hrs. Shift working
Proper Cleaning, Oiling and Greasing to be done Regularly to increase life of the machines.

Auto Ramming Block Making Machine (Stationery Model)

TYPE - SARM - 1

Auto Ramming Block Making Machine (Stationery Model) with Single Vibrator to Mould to produce various Solid, Cavity & hollow Cement Concrete Blocks



Specifications

Capacity	: 700 - 800 Blocks / 8Hrs. shift
Power	: 3 H.P., (Single or Three Phase) 2 HP for Ramming & 1 HP for Vibration (Single or 3 phase) As per clients requirement.
Weight	: 335 Kgs.
Size	: 1000 L x 950 W x 1700 H

Note : M.S. Or Wooden Plates to be used for manufacturing of blocks (Approx 700 Palets)

Manual Operated Concrete Block Making Machine 4 (Stationery Model)

TYPE - MMV200/MM200



Manual Operated Concrete Block Making Machine (Stationery Model) with Single Vibrator to Mould to produce various types of Solid, Cavity & hollow Cement Concrete Blocks

Type -MMV 200	Type -MM 200 Without Vibration Machine (MM 200 Type)
Specifications	
Capacity : 400 Blocks/8Hrs. shift	Capacity : 300 Blocks/8Hrs. shift
Power : 1 H.P. (Single or 3 Phase)	Power : Nil
Weight : 225 Kgs.	Weight : 190 Kgs.

Note : M.S. Or Wooden Plates to be used for manufacturing of blocks (Approx 300 Nos.)
Proper Cleaning, Oiling and Greasing to be done Regularly to increase life of the machines.

Paving Block Making Machine



Vibro Press Hydraulic Operated Paving Block Making Machine

TYPE - 70T VP



Vibro Press Hydraulic Operated Paving Block Making Machine with 5 H. P. 3 Phase motor, Oil Cylinder & Vibration to Mould 2 H.P. 3 Phase Motor

Specifications

Power	: 7.5 HP 3 Phase Motor
Hydraulic Tank	: 200 Ltrs.
Hydraulic Oil	: 68 grade
Production	: 1800 to 2000 bricks/shift
Weight	: 1050 Kgs. (Approx)
Max block Thickness	: 80 mm to 100 mm
Power Consumption	: 5 Units/hr.
Max Pressure	: 70 Ton
Mould Area	: 450 x 450 mm
Size of Machine	: L 1220 x W 750 x H 2000

Hydraulic Operated Paving Block Making Machine

TYPE - 70T

Hydraulic Operated Paving Block Making Machine with 5 H. P. 3 Phase motor, Oil Cylinder.

Specifications

Power	: 5 HP 3 Phase Motor
Hydraulic Tank	: 100 Ltrs.
Hydraulic Oil	: 68 grade
Production	: 1500 to 2000 bricks/shift
Weight	: 950 Kgs. (Approx)
Max block Thickness	: 80 mm to 100 mm
Power Consumption	: 3 Units/hr.
Max Pressure	: 70 Ton
Mould Area	: 450 x 450 mm
Size of Machine	: L 1220 x W 750 x H 2000



Hydraulic Operated Paving Block Making Machine

TYPE - 40T



Hydraulic Operated Paving Block Making Machine with 5 H. P. 3 Phase motor, Oil Cylinder.

Specifications

Power	: 5 HP 3 Phase Motor
Hydraulic Tank	: 60 Ltrs.
Hydraulic Oil	: 68 grade
Production	: 1500 to 2000 bricks/shift
Weight	: 900 Kgs. (Approx)
Max block Thickness	: 80 mm to 100 mm
Power Consumption	: 3 Units/hr.
Max Pressure	: 40 Ton
Mould Area	: 450 x 450 mm
Size of Machine	: L 1220 x W 750 x H 2000





Specifications	
Size	: 3 ft W x 10 ft L
Vibrations	: 3000 / min
Power	: 2 H.P. Single or 3 Phase Motor (As per clients requirement)
Top Plate	: 8mm thick M.S.
Weight	: 380 kgs.



Specifications	
Size	: 900 x 600 mm
Vibrations	: 3000 / min
Power	: 2 H.P. Single or 3 Phase Motor (As per clients requirement)
Top Plate	: 8mm thick M.S.
Weight	: 130 kgs.

Colour Mixers

Colour Mixer

CAPACITY 150 Kgs



The Lid Barrel is made of dual Mild Steel Cones. There is complete arrangement provided for Speed Control. The Lid contains leak-proof provision.

UTILITY: Fast and Accurate in Colour Mixing. Continuous mix for first (Top) layer of Mosaic Tiles and Paving Blocks.

Specifications	
Power	: 2 HP Single / 3 Phase Motor (As per clients requirement)
Capacity	: 150 kgs./ Batch
Ideal Speed	: 38 to 42 RPM
Machine Size	: 145 cm X 90 cm X 155 cm

Pan Type Mixer

CAPACITY 100 Kgs



Pan Mixer 100 kg with 2 H.P. 3 Phase Motor with Gear Box. (3 FT. Pan Dia)
A typical Design to mix grit cement & small Colour granules. The proper mixing for quality Designer Paving Blocks & Tiles is done by using Mixer. Stirrer type blades are provided to achieve the function. Heavy structural steel used for high Durability.

Specifications	
Power	: 2 HP 3-Phase Motor (As per clients requirement)
Capacity	: 100 kgs./ Batch
Ideal Speed	: 25 RPM
Machine Size	: 145 cm x 90 cm x 155 cm

Clay Bricks Making Machine



Model - SCBMM -1



5 H.P. 3 Phase Electric Motor for Clay Making & Brick Moulding Machine. Soil Mixer, Clod (Dhela) Crusher, Mould Washing & Water Circulating system with 4 Wheel 2 H.P. 3 Phase Motor driving system with steering.

Specifications

Motor	: 5HP, 3 Phase Motors
Brick Size	: 4" X 3" X 9" (3 Bricks)
Capacity	: 8,000 to 9,000 / Shift
Brick Size	: 6" X 4" X 9" 9(Bricks)
Capacity	: 5,500 to 6,500 / Shift

Pan Mixers

Pan Mixers 2 Bag /1.5 Bag / 1 Bag/1/2 bag



Blade Type Pan Mixer



Roller Type Pan Mixer

Pan Mixer with Pneumatic wheel



A typical Design to mix Fly Ash, grit cement & small granules. The proper mixing for quality Bricks & paving Blocks is done by using machine. Stirrer type blades & roller are provided to achieve the function. Heavy structural steel used for high Durability.

Note : Start Pan mixer before pouring raw material. It prevents motor from burning. Raw material to be poured in the pan mixer in running position only.

Specifications		1/2 Bag	1 Bag	1&1/2 Bag	2 Bag
Model No	100 Kgs.	250 Kgs.	500 Kgs.	750 Kgs.	1000 Kgs.
Power	3 HP,3Phase Motor	5 HP,3Phase Motor	7.5 HP,3Phase Motor	15 HP,3Phase Motor	25 HP,3Phase Motor
Capacity	100 Kgs/Batch	250 Kgs/Batch	500 Kgs/Batch	750 Kgs/Batch	1000 Kgs/Batch
Blade & Roller	Stirrer Type	Stirrer Type	Stirrer Type	Stirrer Type	Stirrer Type
Transmission	Planetary Gear Box	Planetary Gear Box	Planetary Gear Box	Planetary Gear Box	Planetary Gear Box
Discharge	Lever Type	Lever Type	Lever Type	Lever Type	Lever Type
Pan Size	4 ft. diameter	4 ft. diameter	5 ft. diameter	6 ft. diameter	7 ft. diameter
Base	Heavy Structural Steel	Heavy Structural Steel	Heavy Structural Steel	Heavy Structural Steel	Heavy Structural Steel

Start Pan Mixer before Pouring Raw Material for Better Performance



Concrete Weigh Batcher (Double Hopper)

Lever type concrete batcher is useful device for weighing for production of controlled concrete, mounted on a robustly fabricated chassis of heavy steel section with four M. S. Wheels. Lever mechanism is suitably designed with gearing for proper weighing. Discharge chutes provided with hoppers are suitably designed for quick discharge of the aggregate in the mixer hopper. Suitable design for M15, M25 & M30.

Specifications

Type	: Scale Type
Capacity	: 500 Kgs. (250 Kgs. each)
Mechanism	: Lever Type
Size	: 2.2 x 1.05 x 1.8 mtrs

Operation

- 1) Capacity of the hopper-250 or 500 kgs. each.
- 2) Level the machine properly on platform.
- 3) Clean the machine regularly to get the proper weights of sand & aggregate.
- 4) Put the required weights in to the pan (100 kgs., 50 kgs. & 20kgs.) As per weight required for odd calibration, adjust the weight on the scale given. (10mm=1000gms)
- 5) Unload the material directly in the mixer hopper, outlet given on rear side.

Mini Lift

Capacity	: 150 kgs. max.	300 kgs. max.
Motor	: 2HP single/3 Phase	3HP motor
Wire Rope	: 8 mm	10 mm
Boom	: 6.5 ft. long	6.5 ft. long
Swing	: 360°	360°
Bucket	: 600 L x 600 W x 300 H	600 L x 600 W x 300 H
Weight	: 380 kg.	450 kg.



Tower Hoist



Capacity	: 1000 Kgs. Including carriage & skip
Prime Mover	: 12.5 HP Twin cylinder air cooled engine or 10 HP Electric motor
Speed of Drum	: 30 mtrs. / minute
Skip Capacity	: 7 cft.
Brake	: Mechanical liner type

Tilting Bucket Trolley



Capacity	: 7 cft.
Discharge	: 360° in any direction
Wheels	: Cast Iron or Fibre Wheels with Ball Bearings
Rails	: 40 mm Dia. M.S.Pipe

Reverse Drum Concrete Mixer

SRDCM - 1

PM3E Reverse Drum Concrete Mixer Three Bin with Inbuilt Weight indicator and Auto water dispenser Four Wheels. 10 HP Kirloskar Motor.

Specifications		Model Name		
Features	Unit	PM1E	PM2E	PM3E
Bucket Capacity Dry Per Batch	Kgs.	480	720	1200
	Lit.	300	450	750
	Cft.	10	16	26
Cement Input	Bags	1	2	3
Wet Concrete	Lit.	200	300	400
Output Per Batch	Cft.	7	10	17
Out Per Hour	M ³	5	9	12
Average Cycle Time	Minutes	2	2	2
Power Required	HP/KW	5/3.5	7.5/5.5	10/7.5
Power Supply	Volts	440v 3ph	440v3ph	4403ph
	Ph/C/S	50C/S	50C/S	50C/S
Power Consumption in Unit	Per Hr.	3 to 4	3 to 4	3 to 4
Motor Speed	Rpm	1440	1440	1440
Water tank Capacity	Lit.	50	80	120
Overall Dimension (W/O Water Tank)	mmL	2400	2600	3000
	mmB	1500	1700	2250
	mmH	2200	2600	2900
Overall Weight	Kgs.	900	1300	1750



Concrete Mixer 1 Bag Mechanical Hopper

SMM - 1 (10/7)

Specifications

Model Type	:	Tilting
Capacity (unmixed)	:	300 Ltrs.
Capacity (mixed)	:	200 Ltrs.
Drum Speed (Rev./mm)	:	20-22
Power Electric Motor	:	5 H.P.
Power Diesel Engine	:	6.0 H.P.
Production Rate	:	6.8 m ³ /hr
Weight	:	950 Kgs.

Concrete Mixer with Hopper lifting by Hydraulic System

SHM - 1 (10/7)

Specifications

Model Type	:	Tilting
Capacity (unmixed)	:	300 Ltrs.
Capacity (mixed)	:	200 Ltrs.
Drum Speed (Rev./mm)	:	20-22
Power Electric Motor	:	5 H.P.
Power Diesel Engine	:	6.0 H.P.
Production Rate	:	6.8 m ³ /hr
Weight	:	950 Kgs.



Concrete Mixer Manual loading without Hopper

SCMTT-1(10 / 7) & (7/ 5)

Specifications	: 10/7	7/5
Capacity (unmixed)	: 300 Ltrs.	200 Ltrs
Capacity (mixed)	: 200 Ltrs.	150 Ltrs
Drum Speed (Rev./mm)	: 20-22 RPM	20-22 RPM
Power Electric Motor	: 3 HP3 Ph	2HP 3 Ph
Power Diesel Engine	: 6.0 HP	5 HP
Production Rate	: 6.8 m ³ /hr.	



Concrete Mixer Manual Loading Tilling Type (stationery Model)

SCMT - 1 (10/7)

Specifications	
Capacity (unmixed)	: 10/7 CFT (300/200 Ltr) 5m ³ /hr. (1 Bag capacity mixer) without loading Hopper and wheels
C.I. Mixing drum and yoke assembly, strong steel chassis.	
Power Electric Motor	: 3 HP 3 Ph
Power Diesel Engine	: 5 HP
Drive : Belt Drive	: Belt Drive
Weight	: 700 Kgs.



Concrete Mixer (Tilling Type) 1/2 Bag SCMT - (5 / 3)



Specifications	
Capacity (unmixed)	: 5/3 CFT (200/150 Ltr) 4m ³ /hr. (1/2 Bag capacity mixer) without loading Hopper and wheels
C.I. Mixing drum and yoke assembly, strong steel chassis.	
Power Electric Motor	: 2 HP 3 Ph
Power Diesel Engine	: 4 HP
Drive :	: Belt Drive
Weight	: 500 Kgs.

Portable Concrete Mixer

SPCM - (5 / 3)

Specifications

Capacity (unmixed)	: 150 Ltrs.
Capacity (mixed)	: 100 Ltrs.
Drum Speed (Rev./mm)	: 20-22
Power Electric Motor	: 2 H.P. 1 or 3 Phase or Manual Operated
Weight	: 150 Kgs.



Sand Screening Machines



Sand Screening & Washing Machine

Specifications

Capacity	: 6m ³ / hrs.(screeing/washing)
Prime Mover	: 5HP- 3 P.h. Foot mounted Motor
Gear Box	: 40:1 ratio worm gear box
Size	: 2500-L x 1700-W x 1750-H
Screen	: 750mm x 1500mm
Mesh	: 1" weld supporting mesh & 459mm main mesh.
Eccentric	: Eccentric shaft
Transportation	: M. S. Wheel
Chassis	: Heavy structural steel.
Water drum	: 200 ltrs.

Vibratory Type Sand Screening Machine

Specifications

Capacity	: 6m ³ / hrs.
Prime Mover	: 1HP- 1 P.h. Motor
Size	: 1350-L x 1150-W x 1190-H
Screen	: 750mm x 1500 mm, replaceable
Mesh	: 1" weld mesh supporting mesh & 459 mm mail mesh.
Eccentric	: Eccentric shaft
Transportation	: Solid rubber wheel



Power Type Sand Screening Machine



Specifications

Capacity	: 4m ³ / hr.
Size	: 2375-L x 765-W x 1390-H
Mesh	: 1" weld mesh & 4mm x 5mm mesh
Drum dia	: 600 mm.
Drive	: 0.5 HP single phase motor or 3 phase motor
Gear Box	: 20:1ratio worm gear box

Manual Type Sand Screening Machine



Specifications

Capacity	: 2m ³ / hr.
Size	: 2300-L x 600-W x 1500-H
Mesh	: 1" weld mesh & 4mm x 5mm mesh
Drum dia	: 450 mm
Drive	: Manual

Trolleys

Single Tyre Wheeled Trolley



Two Wheel Tilting Trolley



Hydraulic Pallet Trolley



Two Wheeled Trolley



Block Shifting Trolley



Material Handling Trolley for CLC Blocks





Machine Details

No	Descriptions
1	Integrated CLC Unit Mixer, 1.3 m3
2	Gear Motor, 10H.P
3	Foam Generator
4	Compressor
5	Control Panel
6	Belt Conveyour, 2 H.P

7	Testing equipment on Site
8	Tool Kit
9	High Speed Water Discharging system
10	Free (Foaming agent 100 ltr & System Erection)
11	Concrete Conveyer Trolley
12	Block Shifting Trolley

Ribbon Blender Mixer



Ribbon Blender Comprises of a U-Shaped horizontal through and a specially designed Double Helical Ribbon Agitator rotating within. Ribbon Blender are based on a proven agitator construction that provides a triple mixing action ensuring fast, efficient blending. The dimensions and configuration of the ribbon are carefully balanced to provide a movement of material within the container that avoids dead, spots and gives rapid products discharge.

Standard Features

- Available in working capacity of 1 Cubic meter -2.5 cubic meter liters.
- Designed for atmospheric operation
- Top cover depending on the length of the blender.
- Front end or Centrally located Flush bottom discharge valve.
- Stuffing Boxes with easily disassembled housings. Gland packing provided.
- All exterior surfaces are painted with enamel paint.
- Squirrel cage, three phase induction motors suitable for 415 Volts, 50 Hz.
- Single Speed Drive.
- Blender is mounted on supports providing adequate discharge clearance.

Customized Features

- Wear resistant liner plates for abrasive products.
- Ribbon agitator may give multiple discharge positions.
- Manually or pneumatically operated Butterfly Valve, Slide Gate Valve, Diaphragm Valve etc. for discharge.
- Split design stuffing boxes, Air-purging boxes, Mechanical Seals.
- Good Manufacturing Practice.
- Explosion-proof motors with electrical control panel.
- Spraying system for liquid injection.
- Jacket for heating, cooling.
- Inspection, cleaning windows on the container, cover.
- Cover opening, Nuzzles as required.

Technical Specification

Model	Gross Volume	Working Volume	Power
SECLC 800	800 (ltr)	500-550 (ltr)	7.5 (H.P)
SECLC 1500	1500 (ltr)	1300 (ltr)	10 (H.P)
SECLC 2000	2000 (ltr)	1450 (ltr)	15 (H.P)

Foam Generator



- 1 H.P Single Phase motor
- Foam out put 300-400 lts/min
- Automatic time setting to off the motor
- Inside wall are ½" used
- Digital Foam generator
- Foam lacing unit
- Daily take 100 cubic meter with our foam generator
- We recommended Foaming agent 80g/1 to 99 g/1

Foaming Agent

Foaming agent is our unique enzyme based foaming agent. This foaming agent is manufactured in a unique fermentation process and not through the main used method of acid hydrolyzed. Our Making process enables us to separate exactly the needed proteins for specific characteristic (Stability, Foaming characteristics, etc) according to their molecular weight. This Method leads to excellent products with the surrounding matrix but servers solely as wrapping material for the air to be encapsulated in the concrete (Motor).



Product Specification

The Machine is working fully automatic. Therefore no manual dilution of water and foaming agent is necessary and the foam can be produced continuously. The System is ready to use .To run the system only two further vessels one for foaming agent (appro.10 liters) and another one for water (approx 100 liters) are necessary.

The whole system is running at a low air pressure (100-200 mbar) and is producing a very strong foam bubble membrane .The foam Generator is equipped also customized requirements with a PLC from sie-men / messing make. This is enabling the easy adoption into existing and new concrete batching plants, An automatic cleaning system is also provided as a part of the machine, thus the cleaning of the system takes place at the touch of a button ,avoiding troublesome manual cleaning, The foam density can be adjusted precisely by 1 g/1.

Control Panel



Control desk are used to control various motors/gadgets on/off. Remotely settled in any comfortable place and for monitoring. Main MCC panel is located nearer to mixer inside the plant area and multicore cable is we have a range of custom-made control desks, completely designed and manufactured by SEE for all types of functions are related to our application. It is easy to control the whole plat from one place only. In Control panel we use L & T make / equivalent switches & relays only.

Load Sensor

The Load sensor is exclusively made for measuring the required quantum of mixing material like fly ash, water, cement while the production of CLC foam base slurries. It is mounted on bottom base frame of ribbon mixer. It works on blending beam design.

Compressor



Compressor is joined with foam generator device with flexible hose. It helps to provide exact pressure of air to control & make exact density foam.

- Item Stationary Air Compressor.
- Type Single stage
- MOTOR HP 5.0
- Free air CMC@ Max. pressure 10
- Max Pressure(PSI) 135
- (F) NPT/BSPT Outlet(Ln.)1/4
- Tank Type Horizontal
- Tank(Gal.)29.
- Tank (ASME Code) Yes.
- Pump RPM 1440
- Pump Oil Capacity(OZ.)15.5
- Electrical Start YES

Advantages of Using CLC for Building Elements.

Structural Saving:

Oven dry density of 750 to 800 Kg/cum for blocks and for reinforced elements i.e. Slabs & wall panels. The oven dry density is 800 kg/cum. This gives a tremendous advantage to the design engineers to reduce the total dead load of structure and achieves savings in structural costs.

High Thermal Insulation: Thermal insulation is four times better than Brick and ten times better than brick and ten times better than RCC which automatically cuts the cost not only on installation on cooling and heating system but on recurring energy costs as much as 40%

Excellent Fire Resistant: Class 'o' grade material having fire resistant up to 1200 degree centigrade for 6 hours (Tested by C.B.R.I. Roorkee). No emission of toxic fumes in case of fire.

Higher Strength to weight Ratio: Higher strength to weight ratio as compared to conventional building materials. This results in economy in construction without compromising on strength. No less than 40 kg/Sqcm.

Precision: Special machine finished prefab BILT CLC elements with milimetric precision, helps in achieving precise architectural design dimension. Also eliminates the need of mortar to fill in gaps and jagged edges while the perfectly fitted surfaces are amenable for direct application of thin finishes.

Seismic Resistance: The earth quake force is a function of mass. The building shall be as light as possible, consistent with structural safety and functional requirements

(Refer is 4326-1976 clauses 3.1)

Less Maintenance: No Salt Leaching in CLC block Masonry (Common in brick masonry results in to flaking of plaster) Hence more durability of paint.

Faster Construction: Factory made product which is available through out of the year(work won't suffer for want of material)Size being equal to 16 bricks makes it faster too.

Foam Concrete Technological Comparison

Parameters	Burnt Clay Brick	Hollow Bricks	Foam Concrete
Basic Raw Material	Agricultural Soil, Coal or wood for firing	Cement, Sand, Fly Ash, Lime	Cement, Sand, Fly Ash & aggregates foam & water
Production Process & setup	Kilns	Mobile & Stationary Plant	On-site Production
Dry Density Kg/m ³	1800-2000	1900-2100	300-600/800-1000/1200-1800 4-10/25-35/125-250
Compressive Strength Kg/cm ³	30-80	30-150	4-10/25-36/125-250
Applications	Load bearing & Non-load bearing	Load bearing & Non-load bearing walls	Thermal insulation, Partitions, Load & Non-load bearings
Pre Cast Block Size	229*114*70mm	400*200*200/100mm	600*300*100/150/200
Cast in Place	Not Feasible	Not Feasible	Any Shape, Any Size, Any Density
Compaction during production	Yes	Yes	None
Aging	No	Yes	Gain Strength with age
Thermal Conductivity W/mk	0.7	1.1	0.16 for 500Kg/m ³ 0.21 for 800 Kg/m ³ 0.28 for 1000 Kg/m ³
Sound Insulation	Normal	Better	Superior
Ease of Working	Normal	Difficult	Can be cut, sawn. nailed, drilled
Eco Friendliness	Process creates smoke, uses high energy, wasting agricultural lands	Low energy, No smoke	Pollution free, Green product, Least energy, Reuse of industrial wastes

CLC Machine

Why Use CLC light weight bricks in construction?

Why use CLC light weight bricks of foam concrete bricks?

CLC is cellular weight blocks where we can use for load bearing structure and frame structure it's a other alternative for red brick and fly ash bricks.

Why we use CLC bricks?

- 1) CLC is light weight brick where water absorption is less compare to red brick and fly ash bricks.
- 2) High Thermal insulation.
- 3) Compressive strength is more than other bricks.
- 4) Environment friendly.
- 5) Quantity of cement is less when making a wall why because
- 6) CLC bricks life span is more than other bricks.

CLC Block size can make according to our requirements

In India generally block can make CLC Size per cubic meter

4*8*24-80 Nos. CLC blocks

6*8*24-55 Nos. CLC blocks

9*8*24-50 Nos. CLC blocks

If we take one CLC block size a fly ash bricks comes around for each CLC Block

4*8*24-10.6 red bricks

6*8*24-7.1 red bricks

Quantity wise

4" bricks 800 Nos. 4400/- cost 4"X8"24" 80 Nos. 4800/- cost

6" bricks 385 Nos. 2880/- cost 6"X8"24" 55 Nos. 3685/- cost

9" N.A. 9"X8"24" 50 Nos.

How we compare CLC bricks with fly ash bricks when we meet customer?

If we take the size 4*8/24

Market price now in India is~4800 Rs per each cubic meter its varies city to city.

So the first question comes from customer why I spend more money for CLC bricks?

Block Sizes

Length	Depth	Width	Volume per block in cum	No. of Blocks per cum
300=12"	200=8"	100=4"	0.006	166.66
300=12"	200=8"	150=6"	0.009	111.11
300=12"	200=8"	200=8"	0.012	83.33

Technical Specification

Length	Clay Brick	CLC Brick
Weight(including motor)	2400-2700 Kg/m ³	725-900 Kg M ³
Compressive Strength	1.8 to 2.8 N/cm	3.0 to 3.5 N/cm
Water Absorption	25% to 30%	12% to 15%
Sound Reduction	18 to 21 db	35 to 50 db



SP-1
ZIG-ZAG (287Nos) 60,80,100 mm



SP-2
DAMARAJ (240Nos) 40,60,80 mm



SP-1(A)
ZIG-ZAG (287nos), 60,80,100 mm



SP-2 (A)
DAMARAJ (256 Nos.) 60,80 mm



SP-2 (A)
DAMARU (256 nos), 60, 80 mm



SP-3
COLARADO (225 Nos) 40,60 mm



SP-3 (A)
COLARADO (225 Nos) 40,60 mm



SP-4 (A)
I-BLOCK (340Nos) 60,80 mm



SP-4
I-BLOCK (208 Nos) 60,80 mm



SP-4(B)
I-BLOCK (288 Nos) 60,80 mm



SP-4 (C)
I-BLOCK (288 Nos) 60,80 mm




SP-5
BROOKS (196 Nos) 40,60,80 mm



SP-6 (8"X8")
SQUARE (225 Nos) 40, 60,80 mm



SP-6 (A) (8"X8")
SQUARE (225 Nos) 40, 60,80 mm



SP-6 (B) (8"X8")
SQUARE (225 Nos) 40, 60,80 mm



SP-6 (C) (8"X8")
SQUARE (225 Nos) 40, 60,80 mm



SP-6 (D) (8"X8")
SQUARE (225 Nos) 40, 60,80 mm



SP-7
COSMIC (190Nos) 60,80 mm



SP-7 (A)
COSMIC (190Nos) 60,80 mm



SP-7 (B)
COSMIC (190Nos) 60,80 mm



SP-7 (C)
COSMIC (190Nos) 60,80 mm



SP-8
COSMICZIGMA (185 Nos) 60 mm



SP-9
TIGRIS (275 Nos) 60 mm



SP-10
WAVE (190 Nos) 60 mm



SP-11
CHAKRA (240 Nos) 60 mm



SP-12
ACE (300 Nos.) 60 mm



SP-13
TWIN TRIHEX (175 Nos.) 60,80 mm



SP-13 (A)
TRIHEX (330 Nos) 60, 80 mm



SP-14
ROCKET (230 Nos.) 60,80 mm



SP-15
TOROUS (165 Nos) 60 mm



SP-15 (A)
TOROUS (165 Nos) 60 mm



SP-16
GALAXY (125 Nos) 60 mm



SP-17
HEXA (140 Nos) 60 mm



SP-17(A)
Y- PAVER (140 Nos) 60 mm



SP-18
Y- PAVER (225 Nos) 60 mm



SP-19
BIG RECTA (150 Nos) 60,80 mm



SP-20
PARASHOOT (330 Nos) 60,80 mm



SP-21
EGLOO (350 Nos) 60,80 mm



SP-22 (4X8)
BRICK (450 Nos) 60,80 mm



SP-22 A (4X8)
BRICK (900 Nos) 60,80 mm



SP-22 B (4"X4")
SQUARE (900 Nos) 60,80 mm



SP-23 (5X10:)
RECTA (290Nos) 60 mm



SP-23 A (5X10")
RECTA (290Nos) 60 mm



SP-23 B (5X10")
RECTA (290Nos) 60 mm



SP-23 C (5X10:)
RECTA (580Nos) Double Cavity (60 mm)



SP-24
ARROW (300 Nos) 60, 80 mm



SP-32 25
TRANGA (350 Nos) 60 mm



SP-26
EPLIPS (325 Nos) 60, 80 mm



SP-27
CHATURA (450 Nos) 60, 80 mm



SP-28
STARLITE (230 Nos.) 40,60 mm



SP-29
ARCO (220 Nos.) 40,60 mm



SP-30
ROCKY(360 Nos.) 60 mm



SP-31 (14X14)
BIG SQUARE (75 Nos.) 60 mm



COMBO PAVER
60,80 mm (4X8, 8X8, 8X12)



GRASS PAVER
60 mm A 10X10, B 8X8,



GRASS -PAVER -1
60 mm 12X14



KERB STONE
(400X300X75/100/150) (300X400X75/100X150)



CABLE COVER
40 mm





ST 300-001



ST 300-002



ST 300-003



ST 300-004



ST 300-005



ST 300-006



ST 300-007



ST 300-008



ST 300-009



ST 300-010



ST 300-011



ST 300-012



ST 300-013



ST 300-014



ST - 001



ST - 002



ST 300-015



ST 300-016



ST 300-017



ST 300-018



ST 300-019



ST 300-020



ST 300-021



ST 300-022



ST 300-023



ST 300-024



ST 300-025



ST 300-026



ST 300-027



ST 300-028



ST - 003



ST - 004



ST 400-001




ST 400-002



ST 400-003



ST 400-004



ST 400-005



ST 400-006



ST 400-007



ST 400-008



ST - 400-009



ST - 400-010




ST- 005



ST- 006




ST 250 -001



ST 250 - 002



ST 250 - 003




ST 250 - 004



ST 250 -005



ST 250 - 006



ST 250 - 007



ST 250 - 008



ST 250 -009



ST 250 - 010



ST 250 - 011



ST 250 - 012



ST 250 -013



ST 250 - 014



ST 250 - 015




ST 250 - 016



ST 250 -017



ST 250 - 018



ST 250 - 019



ST 250 - 020



TREAD 01 (12X11")



TREAD 02 (12X11")



TREAD 03 (12X11")



TREAD 04 (20 X11")



TREAD 05 (24 X11")



TREAD 06 (8 X11")



TREAD 07 (8 X11")



RISER 01 (12X6") (8X6")



RISER 04 (20 X6")



RISER 05 (24 X6")

Cover Blocks & Spacers



Multidimensional Cover Block
42 cavity mould (20,25,40,50 mm)



Spacers
24 cavity mould (20,25,40,50,110,115,125,140,150 mm) Slab Th.)



Cover Block 36 cavity mould (20,25mm)



Cover Block
20 cavity mould (30,40mm)



Cover Block
7 cavity mould (30,50,75 mm)



Spacers are most effective to position the reinforcement

Needle Vibrator



Niddle Size	: Dia 60 / 40 / 25mm
Flexible Shaft	: 6 mtrs (L)
Vibrations	: 12000 / min
Power	: 2 H.P.Petrol/ Kerosene Engine/ 2 H.P. Single Ph Motor

Plate Vibrator



Size	: W 450mm x L 1500mm
Prime	: 0.5 H.P. X 1 ph motor Mover or Mk 12 Engine
Vibrations	: 4000 VPM

Earth Compactor



Size	: 800x500x730mm
Prime mover	: 5HP air cooled Diesel Eng.
Compaction	: 3-4 Tonnes
Travel Speed	: 12 mtr. Per minute
Plate Thk.	: 10 mm

Electrical Operated



Size	: 800x500x730mm
Electric Motor	: 5 H.P.x 3 Ph.
Compaction	: 3-4 Tonnes
Travel Speed	: 12 mtr. Per minute
Plate Thk.	: 10 mm

Needle Vibrator Ele. Operated



Niddle Size	: Dia 60 / 40 / 25mm
Flexible Shaft	: 6 mtrs (L)
Vibrations	: 12000 / min
Power	: 2 H.P.Petrol/ Kerosene Engine/ 2 H.P. Single Ph Motor

Needle Petrol Kerosene



Size	: 800x500x730mm
Prime mover	: 5HP air cooled Diesel Engine
Electric Motor	: 5 H.P.x 3 Ph.
Compaction	: 3-4 tonnes
Travel Speed	: 12 mtr. Per minute
Plate Thk.	: 10 mm

Electrical Vibrator 1/3 Phase



Size	: 20 X 60 X 45
Motor	: 2 Hp Single Phase Crompton's

5 HP Diesel Vibrator



5 HP Greaves Diesel engine air Cooled Type

Platform Concrete Vibrator



Size	: 26" x18 " /24"x24"
Prime mover	: 5HP air cooled Diesel Engine
Drive Unit	: 2 HP Petrol / Kerosence 2 HP 1 Phase 2800 rpm 2 HP 3 Phase 2800 rpm

Screed Vibrator



This is a versatile Surface vibrator, most useful for Concrete slabs of Bridges, Concrete Roads & Pavements, Air-Port Run-Way, Industrial Flooring etc.

Double Beam Board Vibrator



The vibrating unit is mounted in the center of M.S fabricated box channel of size 100 X 38 mm with Standard length of beam of 3.5meter and 4.2 meter. The unit is slid on side beams with two handles. On side or can be pulled by rope attached to the hook on the channel. The double beam not only vibrate, but also smoothness the surface.

Slump Cone



Standard Slump Cone to test concrete slump which is measured by calibrated tamping rod.

Cube Mould



Standard cube mould to test concrete strength with base plate & locking arrangement.
Size : 150 x 150 x 150

Cube Testing M/c.



Operation	: Hand Manuel
Capacity	: 15 cm max
Work	: 1000 KN (100Tons)
Weight	: 250Kg
Model	: Channel Type

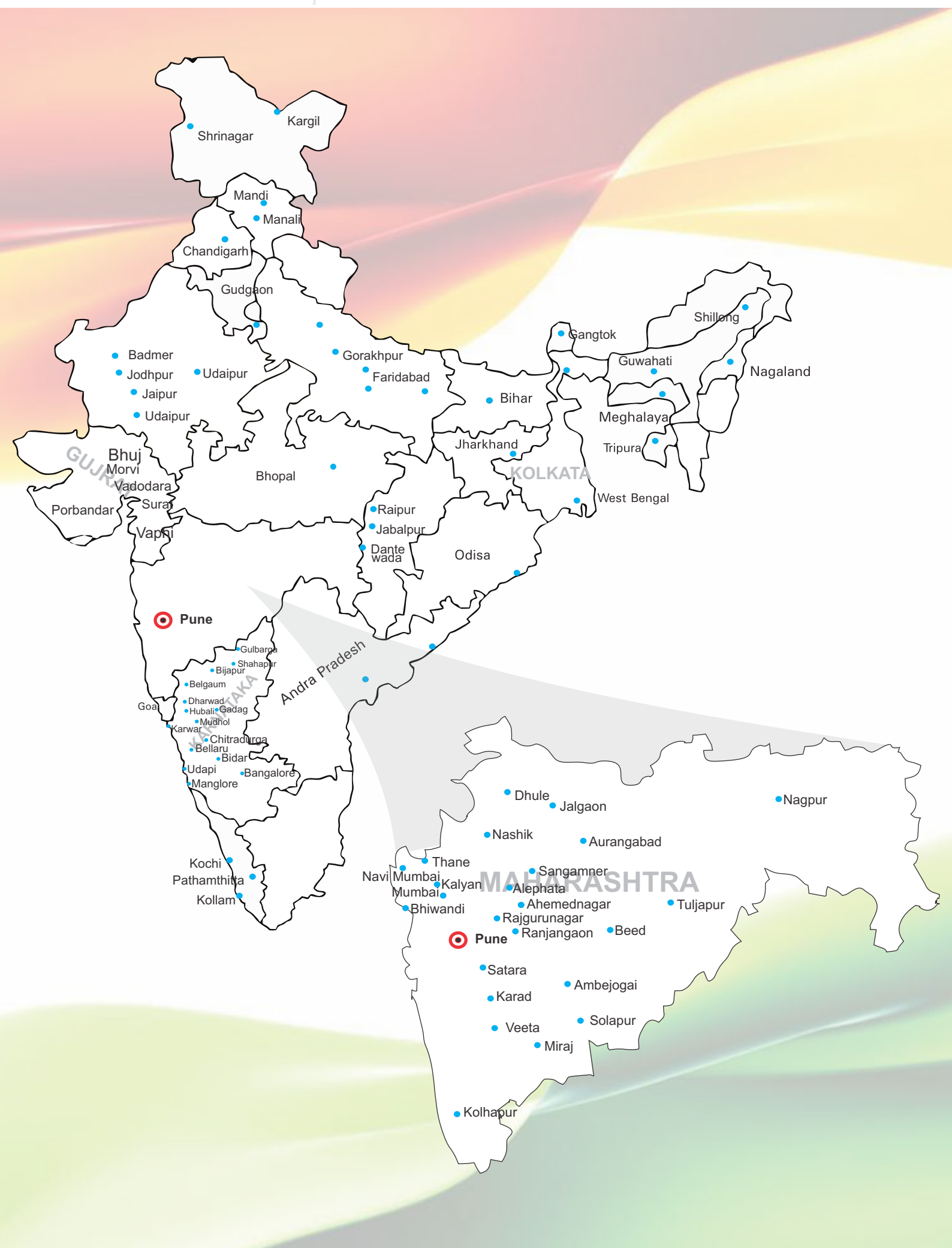
Cube Testing M/c.-3 Dial Guage



Capacity	: 200 Ton 2000 Kn
Operation	: Electric Cum Hand
Capacity	: Cube 20cm (Max) Cylindrical 15 cm x 30cm
Motor	: 1 HP 1/3 phase 1440 rpm
Weight	: 500 kg
Body	: 4 Pillar Body



Capacity	: 100 Ton 1000 Kn
Operation	: Electric Cum Hand
Capacity	: Cube 20cm (Max) Cylindrical 15 cm x 30cm
Motor	: 1 HP 1/3 phase 1440 rpm
Weight	: 450 kg
Body	: 4 Pillar Body





Nepal | South African Countries | Saudi Arabia | Oman | Tanzania | Kenya | Qatar



SHRI ENGINEERING ENTERPRISES

Plant 1

Behind Raghunandan Karyalay, Near Tata Steel Weight Bridge,
Behind GE WIPRO Godown, Morya Colony Tathawade, Pune - 411 033. Maharashtra (INDIA)
Ph.: +91 - 20 - 65333329 | Mobile: 98220 11041 / 99224 27341 / 93710 68692.

Plant 2

Behind Nere Grampanchayat office, Sant Tukaram Sakhar Karlhana Road,
At Post Nere, Taluka Mulshi, Dist. Pune. Maharashtra (INDIA)
Email: shrivg.sales2@gmail.com



Shri Engineering Enterprises

Our Sites :

www.shriengineering.com
www.flyashbricksmakingmachines.com
www.shriengineeringenterprises.com
www.shriengineeringenterprises.in
www.shriconstructionequipments.com
www.shriconstructionequipments.in

Manufacturers & Exporters :

Flyash Brick Making Machines | Concrete Block Making Machines | Concrete Mixers | Weigh Batcher | Tower Hoist
| Paving Block Making Machines | Pan Mixers & Construction Machinery.